



WEST CAPELLA

6th GEN ULTRA DEEPWATER DRILLSHIP
 RIG OWNED BY SEADRILL PARTNERS
 OPERATED BY VANTAGE

More information: marketing@vantagedrilling.com



TECHNICAL SPECIFICATIONS

General Information

Rig Name	West Capella (imperial)
Year Entered Service	Q4 - 2008
Design	Saipem 10000
Flag	Panama
Classification Agency	ABS
Dimensions	748 x 138 ft
Operating Draft	47.5 ft
Transit draft	47.5 ft
VDL - Operating	20000 st
VDL - Survival	16500 st
VDL - Transit	18700 mt
Transit speed	11.5 kn
Outfitted Max WD	10000 ft
Max Drilling Depth	37500 ft
Quarters	180
Helideck Capacity	Chinook

Drilling Package

Derrick	Dobbel Derrick
Racking Capacity	44950 ft
Drawworks	NOV, 5750Hp
Rotary Table	60.5"
Top Drive	NOV Hydralift,HPS 1000 78450ftlb

Mud System

Pressure Rating	7.500 psi
Pumps	4 ea 2200 hp
Solids Control	VSM 300 1 X Quadruple 1 Dual VSM 300

Riser Equipment

Riser tension	3200 kips
Riser type/ maker	90ft, Shaffer
Riser min ID	18 3/4 "
Kill / Choke lines min ID	4.5"
Kill / Choke lines rating	15000 psi

Storage Capacities

Diesel	36600 bbls
Drillwater	17600 bbls
Potable Water	4750 bbls
Bulk Product	32460 cu ft
Sack Storage	7000 sx
Base Oil	bbls
Brine	3145 bbls
Liquid Mud	6040 bbls
Mudpits (excl slug/mix)	14

Well Control Equipment

Diverter	59", 1M
BOP	1 ea Shaffer 18 3/4 6 cavities, Vetco H 4 Connector
C&K Manifold	15 Kpsi

Power Generation

Main Engines	6 Wartsila
Auxillary Engine	N/A
Total Power	6 ea 9400 hp
Main Generators	6 ea 11kv, 6000KVA
Emergency Power	1 ea 2040 hp

Station Keeping

DP class	DP3
DP control system	Simrad SDPM 32
Thrusters	Rolls Royce 66 st

Tubulars

Diverter	30000ft 5 7/8" XT57,NS-1 1659ft 5 1/2" HWDP,1659ft 3 1/2"
----------	--

Cranes

Pedestal Cranes	4 ea Knuckle Boom
API SWL	93 st
BOP Crane	2X 193 st
Riser Gantry Crane	NA

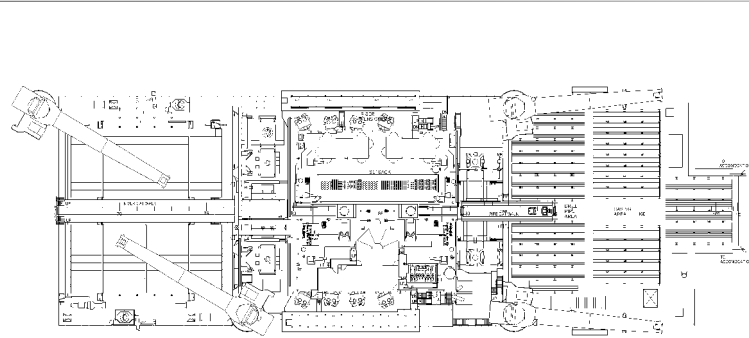
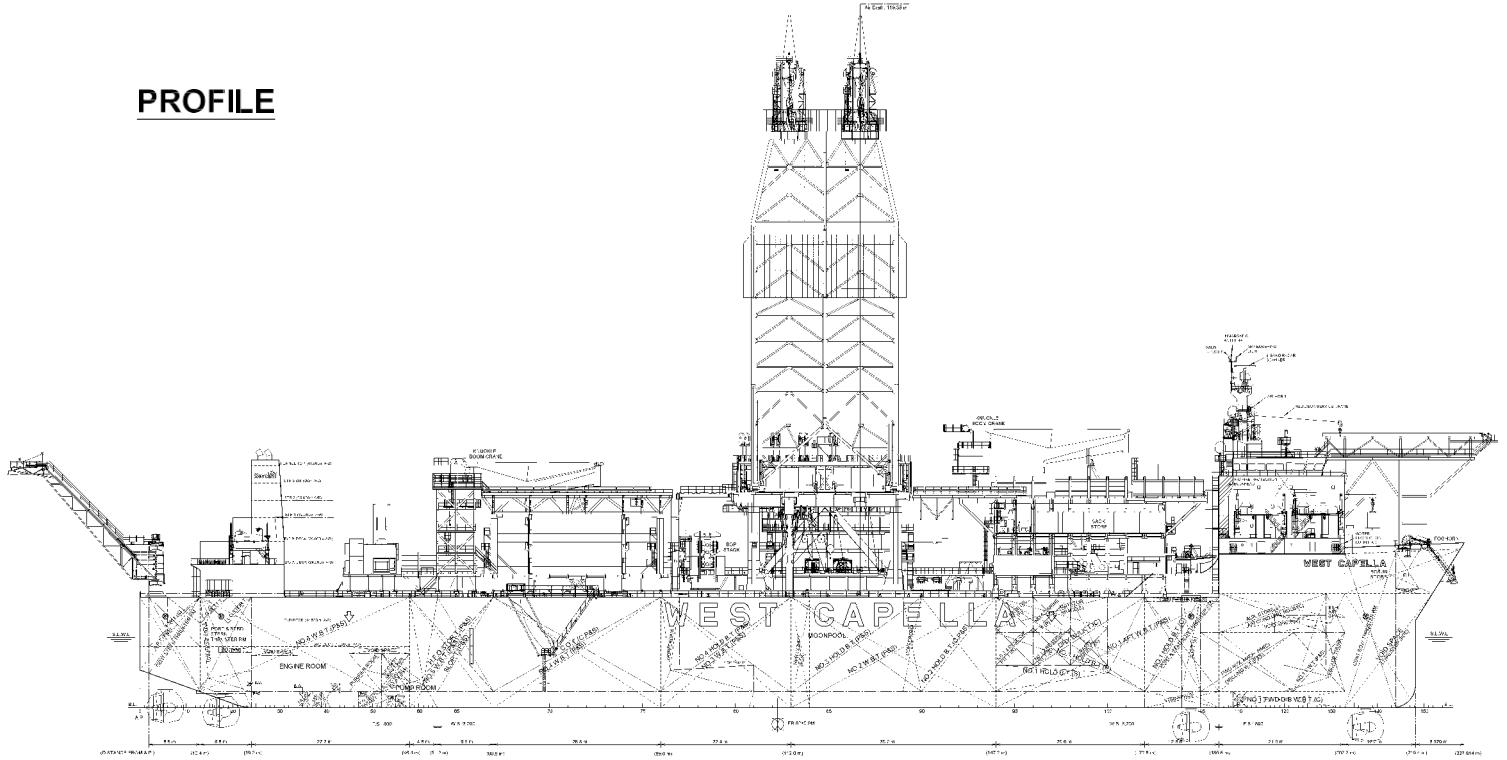


WEST CAPELLA
 6th GEN ULTRA DEEPWATER DRILLSHIP
 RIG OWNED BY SEADRILL PARTNERS
 OPERATED BY VANTAGE
 More information: marketing@vantagedrilling.com

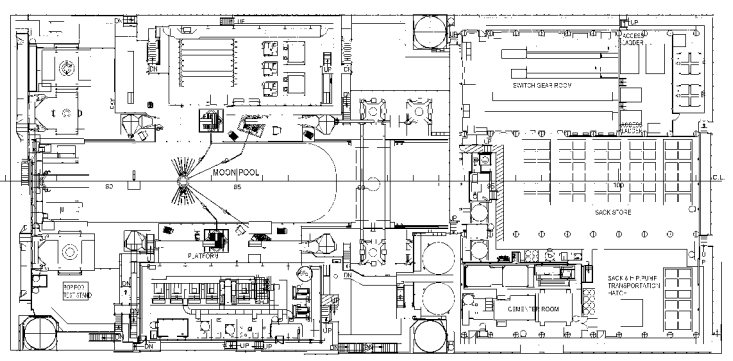


GENERAL ARRANGEMENT PROFILE

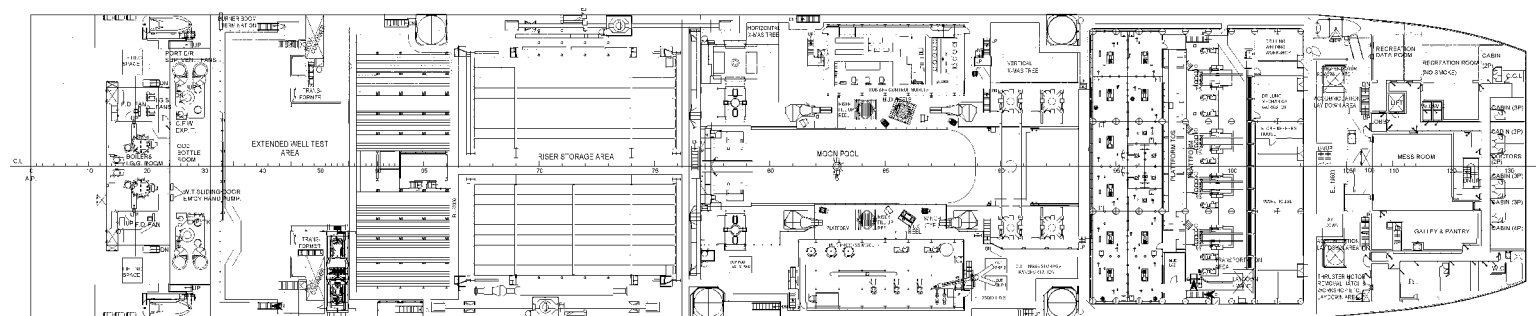
PROFILE



36.0 m A/B PLAN



30.000 m A/B PLAN



23.0 M A/B PLAN

Revision Date: August 2021

These specifications are intended for general reference purpose only and shall not be contractually binding. Contractor reserves the right to change these specifications at any time without prior notice. All equipment shall be operated and maintained in line with Vantage guidelines and within the limits of OEM specifications.